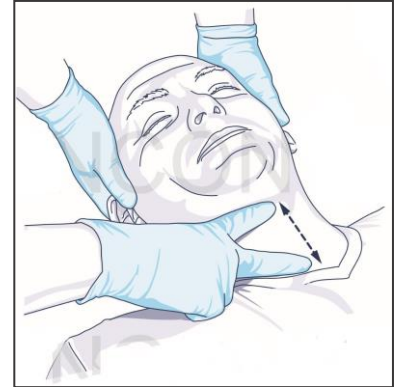


# APPENDIX 1

## SOFT CERVICAL COLLAR SIZING AND APPLICATION PROCEDURE

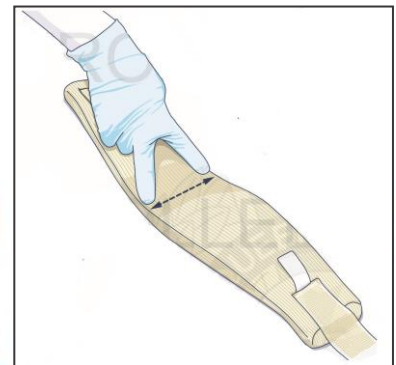
### STEP 1:

With the patient's head in an anatomically neutral position, measure the distance between the base of the chin and the suprasternal notch.



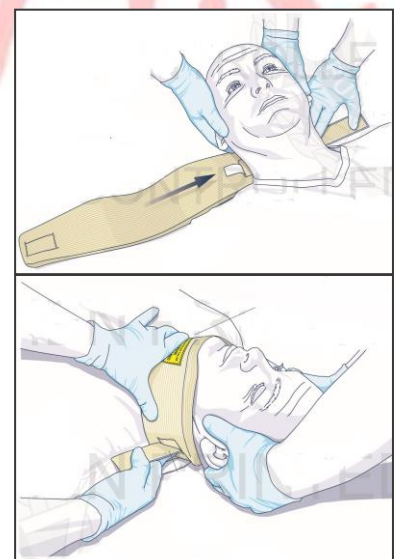
### STEP 2:

Select the appropriate collar size by comparing the patient's neck to the width of the SCC chin support.



### STEP 3:

Slide the SCC under the patient's neck from right to left until the Velcro strap is visible. Then secure the Velcro ends together.



\*Please contact PEAK for a list of references consulted in developing this document.